




Year 5/6 Writing Progression Document

Text		High Rise Mystery 	Letters from the Lighthouse 	Room 13 	Cosmic 	The Curse of the Maya 	The Nowhere Emporium 
Outcomes		Narrative Biography	Recount (personal) Argument	Description Explanation	Description Newspaper	Letter Advert	Poetry Advertising
Purposes Covered		Entertain Inform	Inform Discuss	Entertain Inform	Entertain Discuss	Inform Persuade	Entertain Persuade
Sentence Coverage (these may be taught multiple times throughout the sequence)	Grammar	<p>Sentences with different forms: statement, question, exclamation, command</p> <p>Use coordinating conjunctions to link two main ideas</p> <p>Use subordinating conjunctions in the middle of sentences</p> <p>Use subordinate clauses to add detail or context, including in varied positions</p> <p>Use past and present tense</p> <p>Use modal verbs to convey degrees of probability and urgency</p> <p>Devices to build cohesion within a paragraph (then, after, that, this, firstly)</p> <p>Use adverbials (fronted) to convey sense of certainty and cohesion across the text</p>		<p>Use relative clauses to add detail or context</p> <p>Use past and present tense</p> <p>Use layout devices (headings, sub-headings, columns, bullets & tables to structure text)</p> <p>Correctly use standard English forms for verb inflections</p> <p>Devices to build cohesion within a paragraph</p> <p>Use progressive and perfect tense</p> <p>Use the passive voice to remain formal or detached (The money was stolen from the main branch)</p> <p>Use the subjunctive form for formal structure</p> <p>Use modal verbs to convey degrees of probability and urgency</p> <p>Use rhetorical questions to engage the reader</p>		<p>Use expanded noun phrases to convey complication information</p> <p>Devices to build cohesion within a paragraph</p> <p>Use layout devices (headings, sub-headings, columns, bullets & tables to structure text)</p> <p>Use relative clauses to add detail or context</p> <p>Correctly use standard English forms for verb inflections</p> <p>Use personification</p> <p>Use the passive voice to remain formal or detached</p> <p>Use the subjunctive form for formal structure</p> <p>Use modal verbs to convey degrees of probability and urgency</p>	
	Punctuation	<p>Use commas to clarify meaning or to avoid ambiguity</p> <p>Use capital letters & full stops</p> <p>Form letters correctly</p> <p>Use brackets, dashes or commas for parenthesis and emphasise</p> <p>Use commas after fronted adverbials and subordinate clauses</p>		<p>Use inverted commas for direct speech</p> <p>Use brackets, dashes or commas for parenthesis and emphasise</p> <p>Use commas to clarify meaning or to avoid ambiguity</p> <p>Use semi-colons to join related clauses or to punctuate complex lists</p> <p>Use colons to add further detail in a new clause</p> <p>Use apostrophes to mark possession & contraction</p> <p>Use possessive apostrophes in regular and irregular plurals</p>		<p>Use brackets, dashes or commas for parenthesis and emphasise</p> <p>Use inverted commas for direct speech</p> <p>Use hyphens to avoid ambiguity</p> <p>Use commas to clarify meaning or to avoid ambiguity</p> <p>Use semi-colons to join related clauses or to punctuate complex lists</p> <p>Use colons to add further detail in a new clause</p>	
Writing (transcription & composition)		<p>Choose which shape of a letter to use when given choices and decide whether or not to join specific letters</p> <p>Identify the audience and purpose of the writing, selecting the appropriate form and using other similar writing as models for their own</p> <p>Ensure the consistent and correct use of tense throughout a piece of writing</p> <p>Proofread for spelling and punctuation errors</p>		<p>Consider how authors have developed characters and settings in what pupils have read, listened to or seen performed</p> <p>Note and develop initial ideas, drawing on reading and research where necessary</p> <p>Describe settings, characters and atmosphere and integrate dialogue to convey character and advance the action</p> <p>Use a wide range of devices to build cohesion within and across paragraphs</p> <p>Propose changes to vocabulary, grammar and punctuation to enhance effects and clarify meaning</p>		<p>Select appropriate grammar and vocabulary, understanding how such choices can change and enhance meaning</p> <p>Precise longer passages</p> <p>Assess the effectiveness of their own and others' writing</p> <p>Ensure correct subject and verb agreement when using singular and plural, distinguishing between the language of speech and writing, choosing the appropriate register</p> <p>Perform own compositions, using appropriate intonation, volume and movement so that meaning is clear</p>	
Spelling		Suffixes 'ing', 'ed', and 'est' Suffixes 'ant', 'tion' and 'ous'	Suffixes 'ful', 'less', 'ment' and 'ly' Suffixes 'en' and 'er' Suffixes 'ly', and 'ness'	The 'sh' sound spelt 'ti' or 'ci' The 'sh' spelt 'si' or 'ssi'	Silent letters Spellings 'ei' and 'ie' Words ending in 'ible' and 'able'	Plural nouns ending 's', 'ss', 'x', 'sh', 'tch', 'ch' and 'es'	Plural nouns ending 'o' and 'es'